



Directorate of Internal Quality Assurance (DIQA)

Students' Experience Survey 2017-18

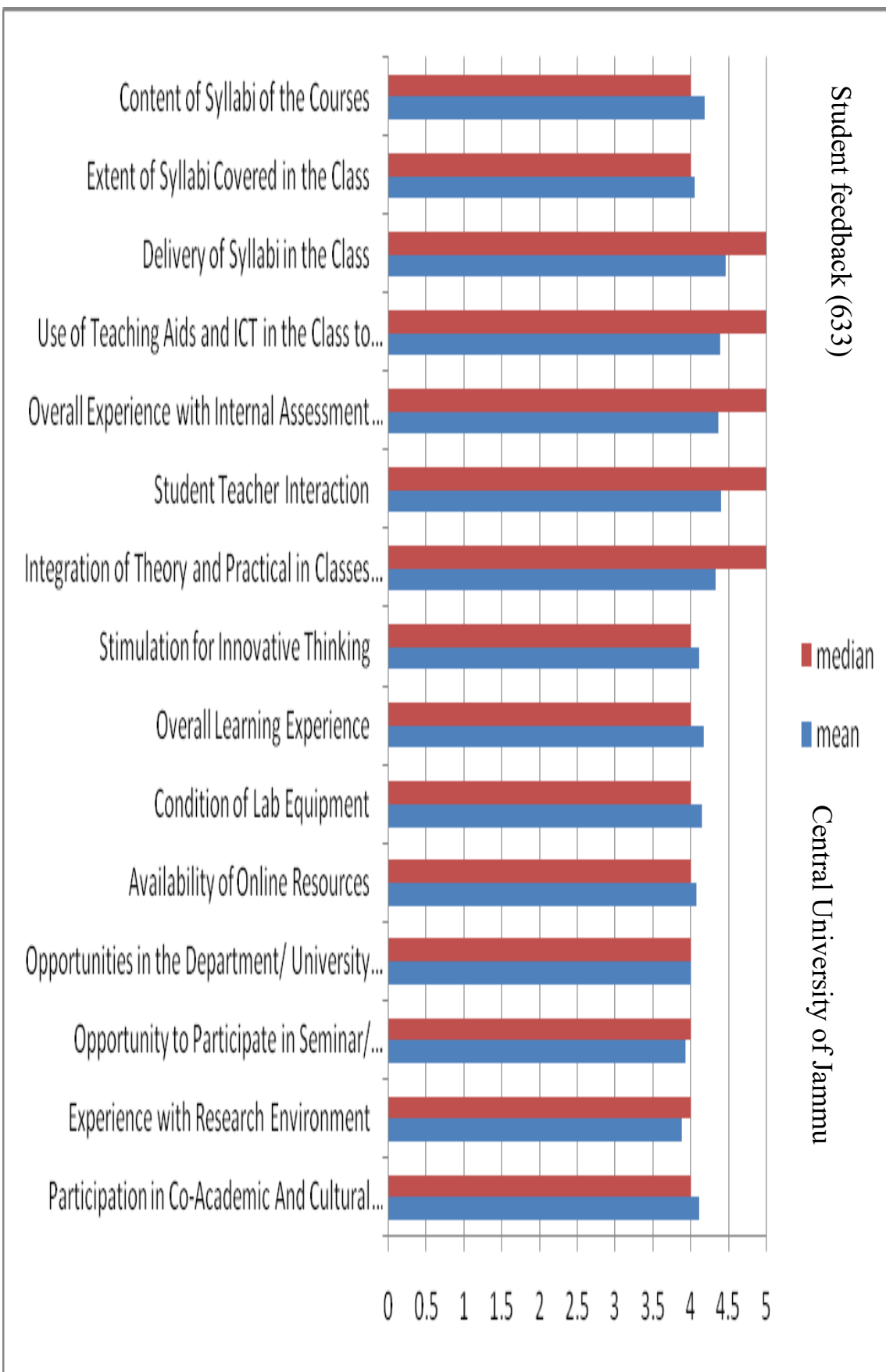
Summary of University-wide Responses

Summary of Feedback Analysis

Table of Contents

S.NO	Content	Page No
1.	Student Feedback: Bar Charts	3-6
	University-wide Academic Experience	
	University-wide Infrastructure	
	University-wide Support System	
	University-wide Skills/Competencies Developed During Course of Study	
2.	Student Feedback: Pie Chart	7
	“Would you recommend this university to others?”	
3.	Table 1: Mean, Median, SD, Minimum, Maximum Value for Each Question	8-9
4.	Table 2: Frequency Distribution in Levels	10-11

Academic Experience

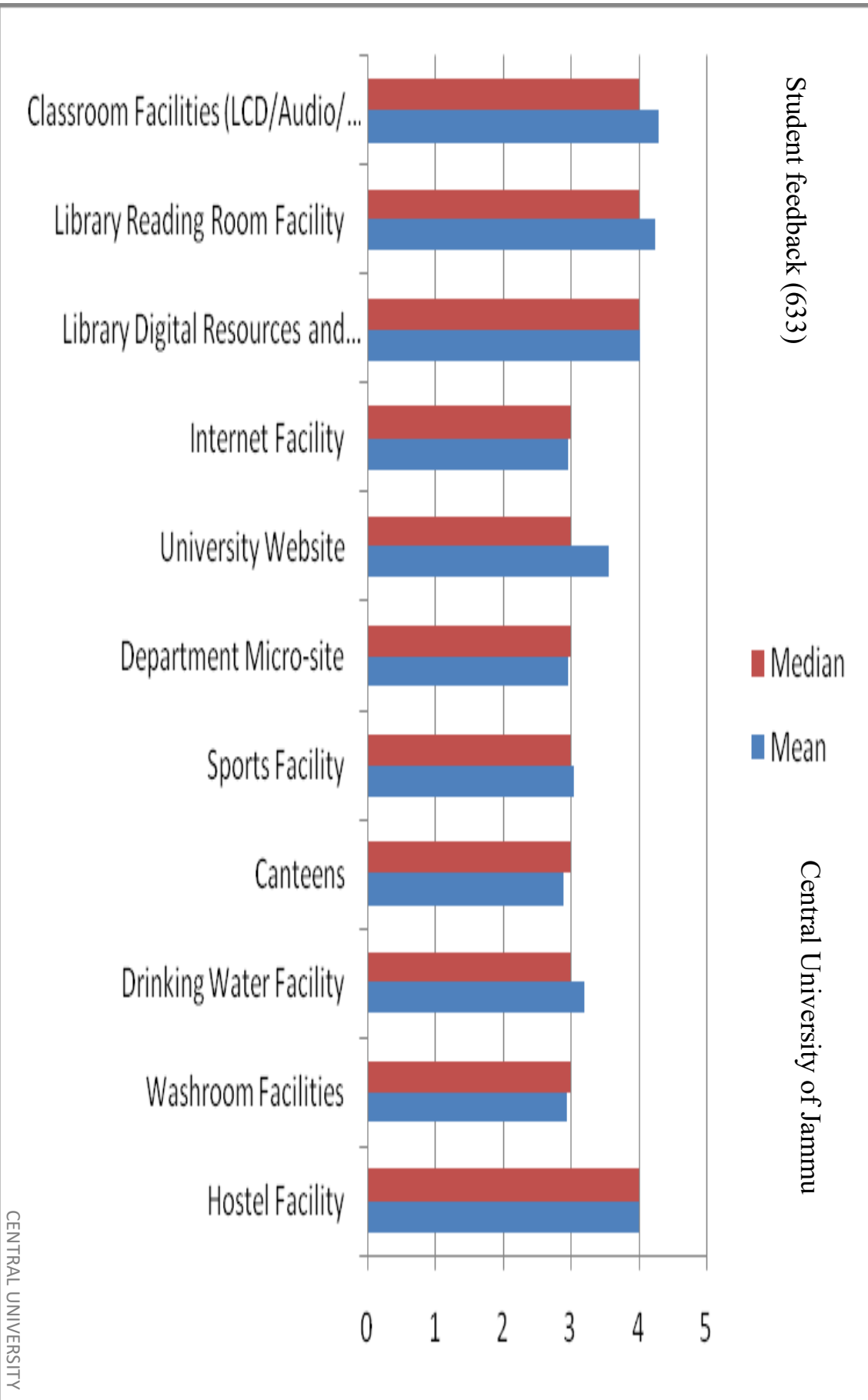


Infrastructure

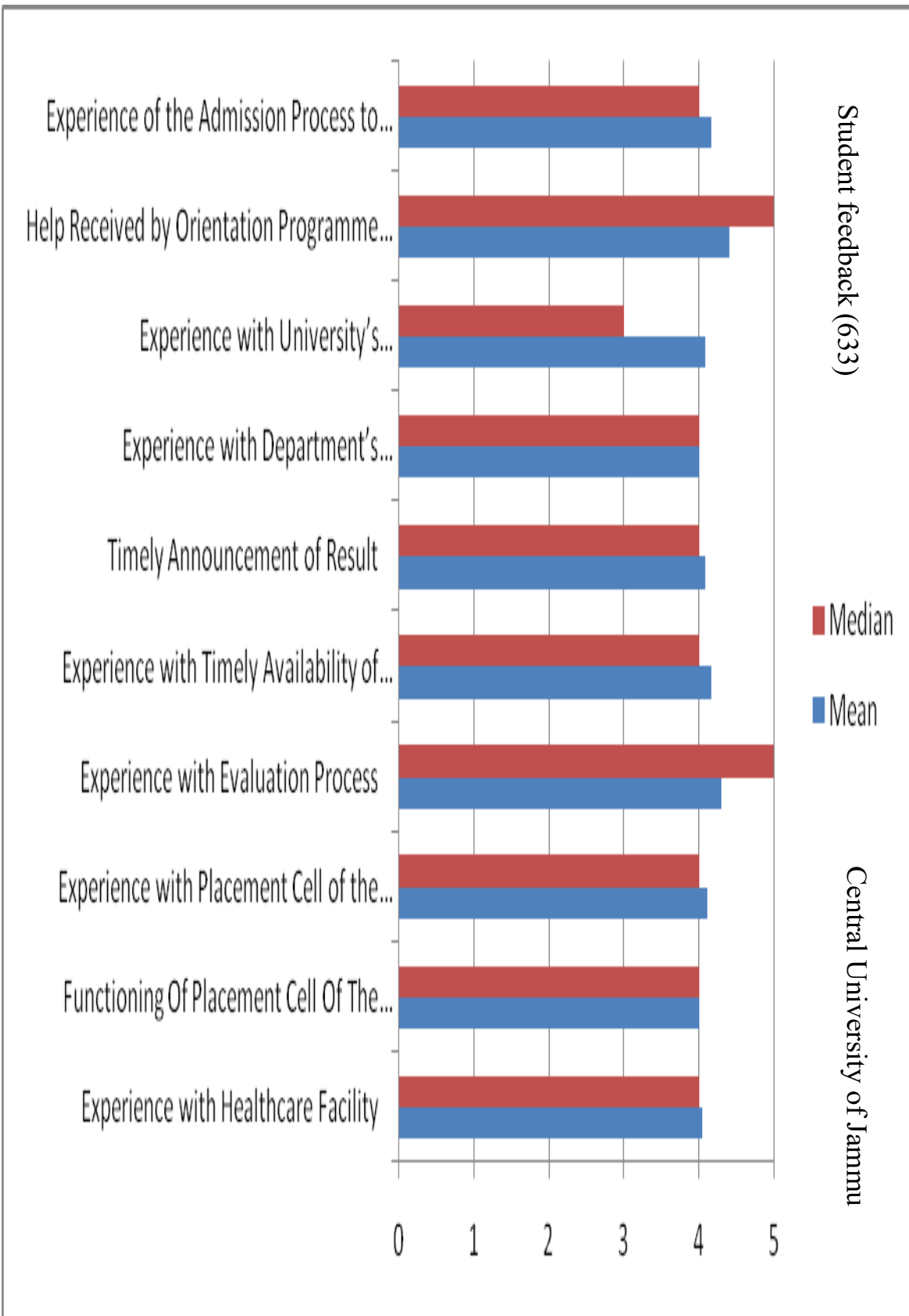
Student feedback (633)

■ Median
■ Mean

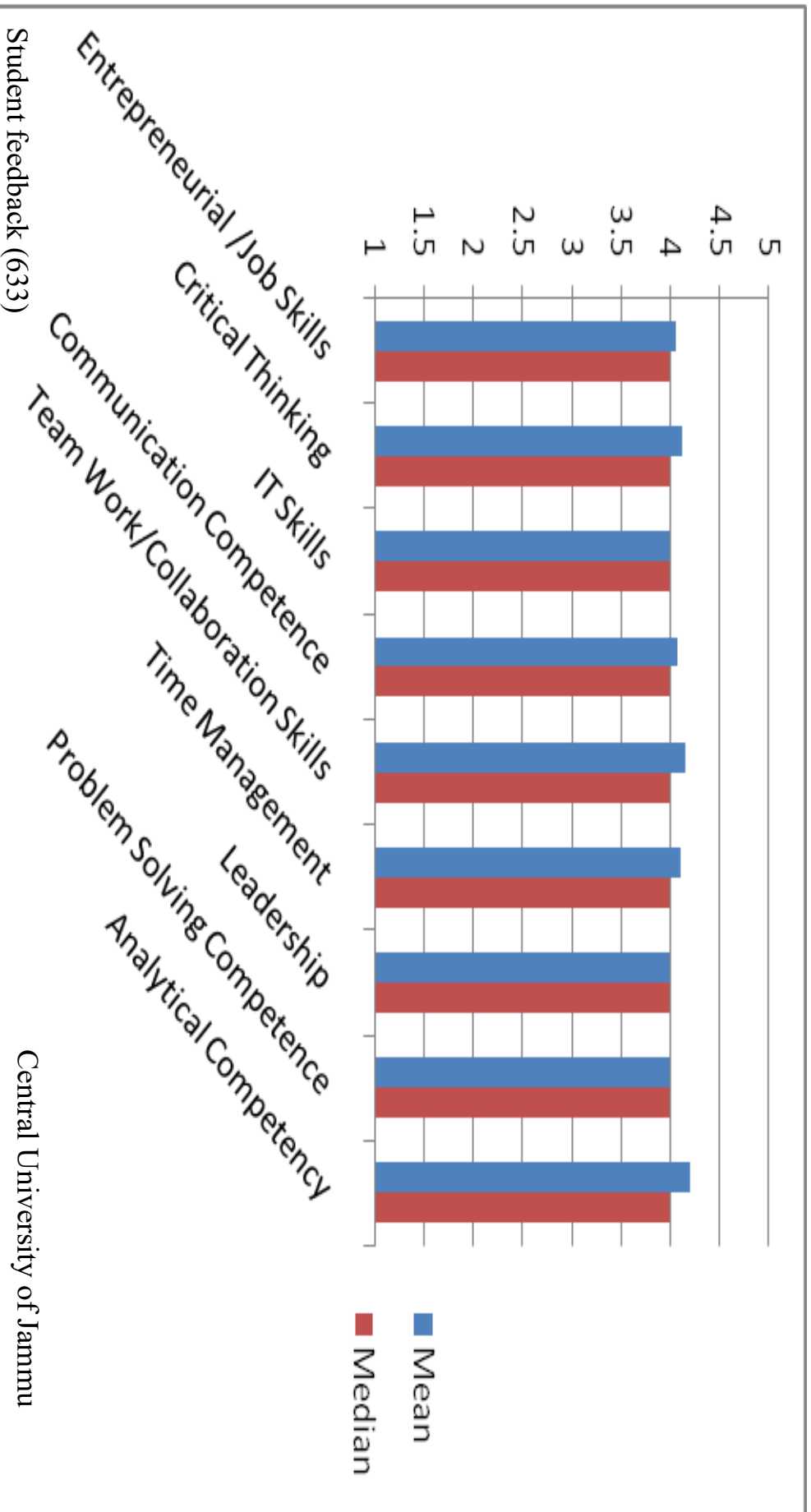
Central University of Jammu



Support System



Skills/Competencies Developed During Course of Study



- The average rating for all responses (across all departments/Centres) for 'Overall Academic Experience' is 4.17, i.e. much above average, between 'Good' and 'Very Good'.

Student Feedback of 633 students on "Would you recommend this University to others?"

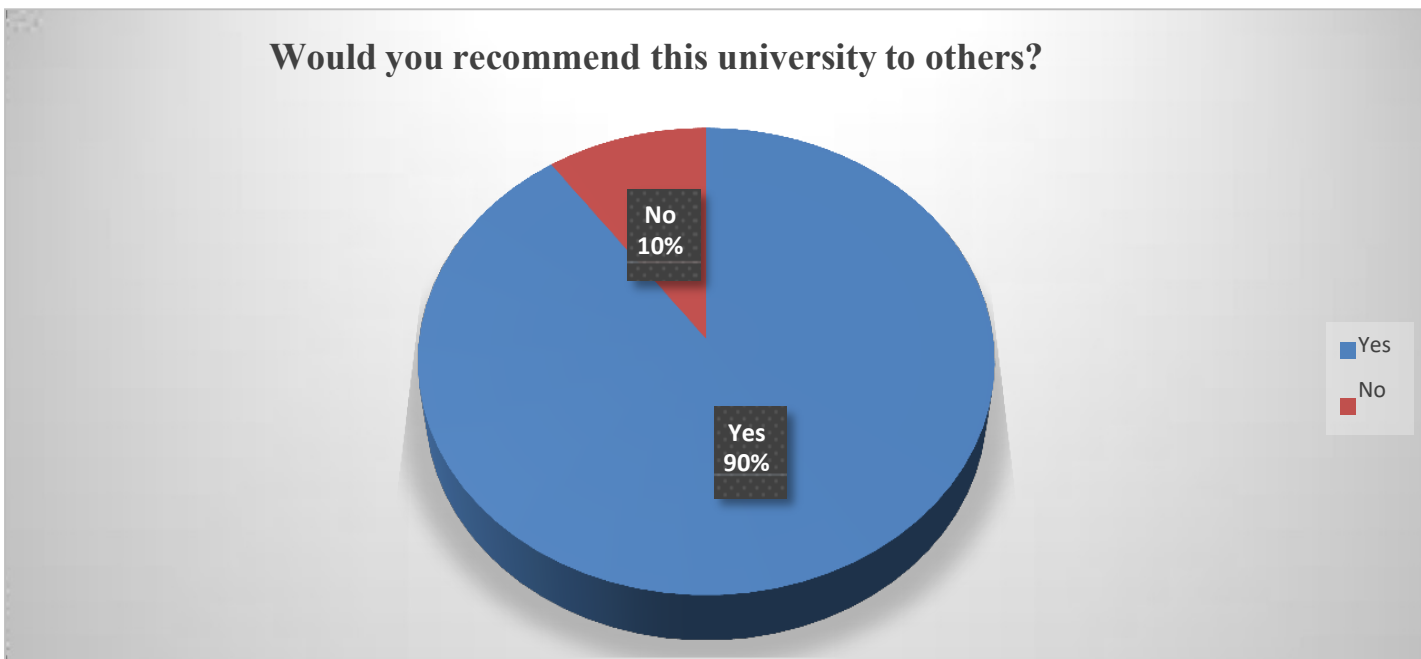


Table 1: Mean, Median, Standard Deviation, Minimum, Maximum Value for Each Question (N=633)

S.No	Category	Mean	Median	Std. dev	Min	Max
A.	Academic Experience					
1.	Content of Syllabi of the Courses	4.19	4.00	0.962	1.00	5.00
2.	Extent of Syllabi Covered in the Class	4.06	4.00	0.983	1.00	5.00
3.	Delivery of Syllabi in the Class	4.47	5.00	0.862	1.00	5.00
4.	Use of Teaching Aids and ICT in the Class to Facilitate Teaching	4.39	5.00	0.943	1.00	5.00
5.	Overall Experience with Internal Assessment (Quiz, Assignments, Presentations etc.)	4.37	5.00	0.884	1.00	5.00
6.	Student Teacher Interaction	4.41	5.00	0.852	1.00	5.00
7.	Integration of Theory and Practical in Classes (wherever applicable)	4.33	5.00	0.939	1.00	5.00
8.	Stimulation for Innovative Thinking	4.12	4.00	0.958	1.00	5.00
9.	Overall Learning Experience	4.18	4.00	0.952	1.00	5.00
10.	Condition of Lab Equipment	4.15	4.00	0.847	1.00	5.00
11.	Availability of Online Resources	4.08	4.00	0.973	1.00	5.00
12.	Opportunities in the Department/ University for Research Activities	4.01	4.00	0.948	1.00	5.00
13.	Opportunity to Participate in Seminar/ Workshop/ Conference/ Research Projects	3.93	4.00	0.969	1.00	5.00
14.	Experience with Research Environment	3.88	4.00	0.790	1.00	5.00
15.	Participation in Co-Academic And Cultural Events	4.12	4.00	0.798	1.00	5.00
	Overall	4.18				
B.	Infrastructure					
16.	Classroom Facilities (LCD/Audio/ Computer/Seating Arrangement Etc.)	4.29	4.00	0.965	1.00	5.00
17.	Library Reading Room Facility	4.25	4.00	0.944	1.00	5.00
18.	Library Digital Resources and Reading Material Support	4.03	4.00	0.998	1.00	5.00
19.	Internet Facility	2.97	3.00	0.913	1.00	5.00
20.	University Website	3.57	3.00	0.966	1.00	5.00
21.	Department Micro-site	2.97	3.00	0.898	1.00	5.00
22.	Sports Facility	3.05	3.00	0.959	1.00	5.00
23.	Canteens	2.89	3.00	0.941	1.00	5.00
24.	Drinking Water Facility	3.20	3.00	0.994	1.00	5.00
25.	Washroom Facilities	2.94	3.00	0.867	1.00	5.00
26.	Hostel Facility	4.00	4.00	0.990	1.00	5.00
	Overall	3.47				
C.	Support System					
27.	Experience of the Admission Process to the Programme you have Enrolled in	4.16	4.00	0.899	1.00	5.00
28.	Help Received by Orientation Programme of the Department	4.40	5.00	0.968	1.00	5.00
29.	Experience with University's Administrative Staff	4.09	3.00	0.742	1.00	5.00
30.	Experience with Department's Administrative Staff	4.00	4.00	0.795	1.00	5.00
31.	Timely Announcement of Result	4.09	4.00	0.930	1.00	5.00

32	Experience with Timely Availability of Mark Sheet	4.17	4.00	0.946	1.00	5.00
33	Experience with Evaluation Process	4.30	5.00	0.979	1.00	5.00
34	Experience with Placement Cell of the University/Department	4.11	4.00	0.765	1.00	5.00
35	Functioning Of Placement Cell Of The Department	4.01	4.00	0.826	1.00	5.00
36	Experience with Healthcare Facility	4.05	4.00	0.988	1.00	5.00
	Overall	4.14				
D.	Skills/Competencies Developed During Course of Study					
37	Analytical Competency	4.20	4.00	0.979	1.00	5.00
38	Problem Solving Competence	3.99	4.00	0.848	1.00	5.00
39	Leadership	4.00	4.00	0.809	1.00	5.00
40	Time Management	4.10	4.00	0.961	1.00	5.00
41	Team Work/Collaboration Skills	4.15	4.00	0.979	1.00	5.00
42	Communication Competence	4.07	4.00	0.742	1.00	5.00
43	IT Skills	3.99	4.00	0.811	1.00	5.00
44	Critical Thinking	4.12	4.00	0.918	1.00	5.00
45	Entrepreneurial /Job Skills	4.05	4.00	0.966	1.00	5.00
	Overall	4.07				
E.	Overall University Experience					
46	Your Overall Academic Experience	4.17	4.00	0.937	1.00	5.00

Table 2: Frequency Distribution in Levels (N=633)

S.No	Category	Excellent	V.Good	Average	Below Average	Not up to the mark
A.	Academic Experience					
1.	Content of Syllabi of the Courses	283	252	57	20	21
2.	Extent of Syllabi Covered in the Class	210	338	29	26	30
3.	Delivery of Syllabi in the Class	393	186	27	11	16
4.	Use of Teaching Aids and ICT in the Class to Facilitate Teaching	386	152	65	13	17
5.	Overall Experience with Internal Assessment (Quiz, Assignments, Presentations etc.)	338	244	20	11	20
6.	Student Teacher Interaction	352	227	30	7	17
7.	Integration of Theory and Practical in Classes (wherever applicable)	333	232	38	3	27
8.	Stimulation for Innovative Thinking	234	312	49	7	31
9.	Overall Learning Experience	247	328	12	16	30
10.	Condition of Lab Equipment	205	372	27	5	24
11.	Availability of Online Resources	233	287	71	16	26
12.	Opportunities in the Department/ University for Research Activities	188	333	71	12	29
13.	Opportunity to Participate in Seminar/ Workshop/ Conference/ Research Projects	146	388	47	13	39
14.	Experience with Research Environment	83	448	69	9	24
15.	Participation in Co-Academic And Cultural Events	186	377	45	9	16
B.	Infrastructure					
16	Classroom Facilities (LCD/Audio/ Computer/Seating Arrangement Etc.)	308	275	7	12	31
17	Library Reading Room Facility	283	300	3	21	26
18	Library Digital Resources and Reading Material Support	196	349	31	22	35
19	Internet Facility	30	103	379	60	61
20	University Website	50	372	154	2	55
21	Department Micro-site	46	56	417	62	52
22	Sports Facility	59	72	401	43	58
23	Canteens	41	53	405	62	72
24	Drinking Water Facility	99	52	402	39	41
25	Washroom Facilities	25	470	84	10	44
26	Hostel Facility	58	46	392	72	65
C.	Support System					
27	Experience of the Admission Process to the Programme you have Enrolled in	179	366	29	24	35
28	Help Received by Orientation Programme of the Department	300	234	32	34	33
29	Experience with University's Administrative Staff	379	196	16	16	26
30	Experience with Department's	132	468	11	3	19

	Administrative Staff					
31	Timely Announcement of Result	117	453	30	9	24
32	Experience with Timely Availability of Mark Sheet	192	388	9	9	35
33	Experience with Evaluation Process	237	344	7	13	32
34	Experience with Placement Cell of the University/Department	345	197	50	20	21
35	Functioning Of Placement Cell Of The Department	150	449	8	3	23
36	Experience with Healthcare Facility	132	439	23	15	24
D.	Skills/Competencies Developed During Course of Study					
37	Analytical Competency	195	369	9	25	35
38	Problem Solving Competence	266	306	16	13	33
39	Leadership	126	444	28	3	32
40	Time Management	119	454	25	9	26
41	Team Work/Collaboration Skills	205	369	9	15	35
42	Communication Competence	240	332	5	26	30
43	IT Skills	131	459	19	3	21
44	Critical Thinking	121	444	34	9	25
45	Entrepreneurial /Job Skills	199	383	9	9	33
E.	Overall University Experience					
46	Your Overall Academic Experience	239	339	10	16	29

5-Excellent	4-Good	3-Satisfactory	2-Fair	1-Poor
-------------	--------	----------------	--------	--------