



Directorate of Internal Quality Assurance (DIQA)

Students' Experience Survey 2018-19

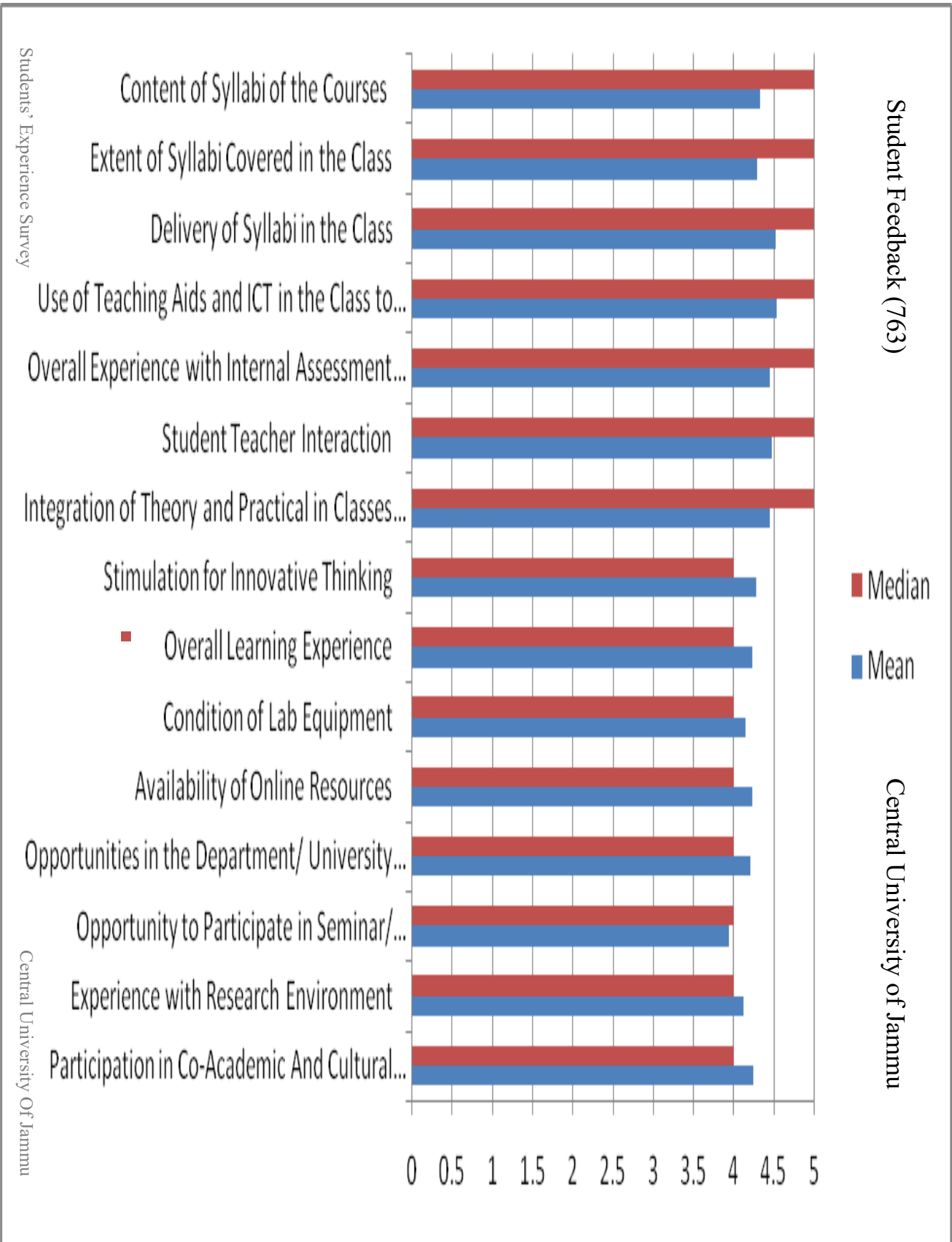
Summary of University-wide Responses

Summary of Feedback Analysis

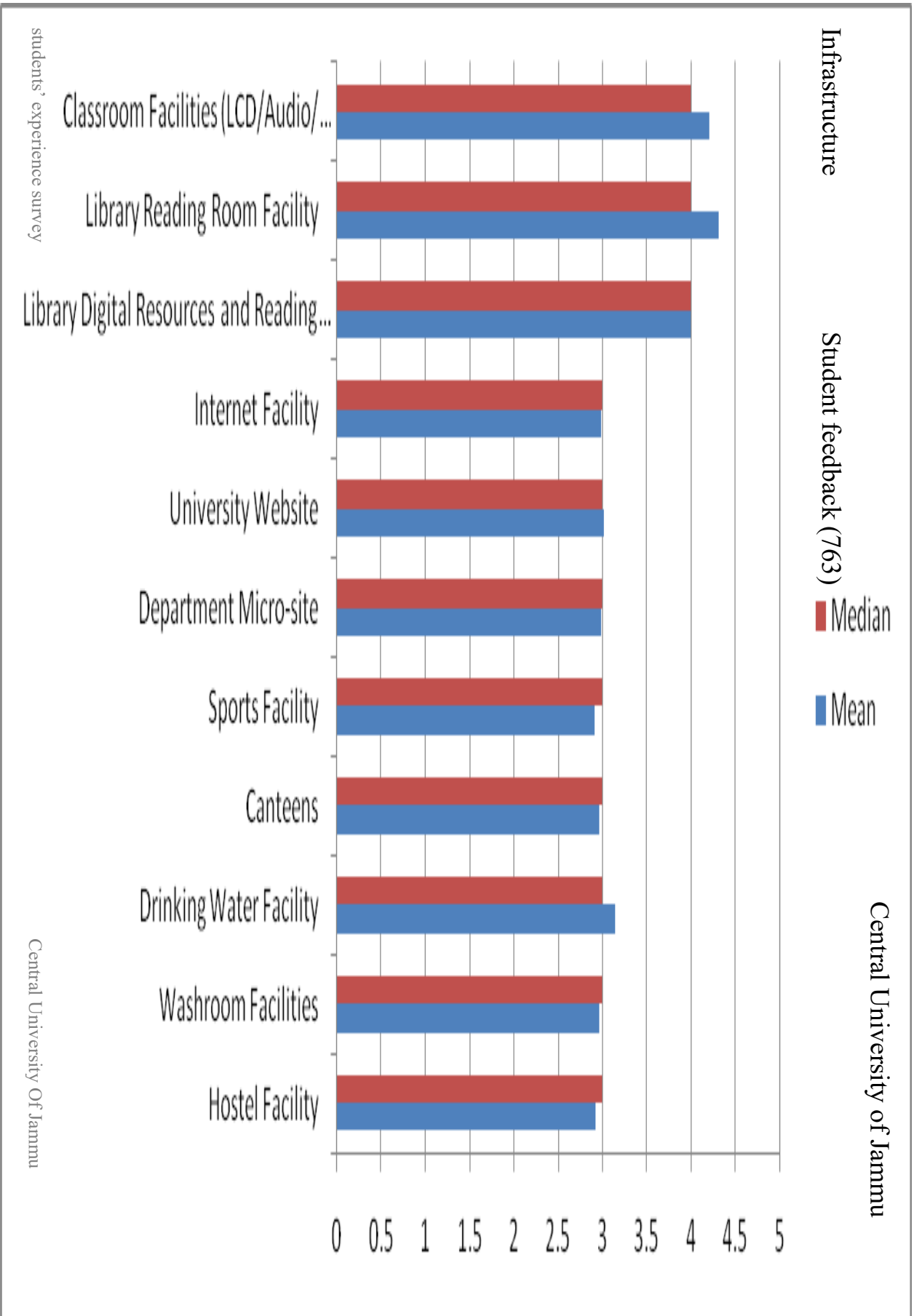
Table of Contents

S.NO	Content	Page No
1.	Student Feedback: Bar Charts	3-6
	University-wide Academic Experience	
	University-wide Infrastructure	
	University-wide Support System	
	University-wide Skills/Competencies Developed During Course of Study	
2.	Student Feedback: Pie Chart	7
	“Would you recommend this university to others?”	
3.	Table 1: Mean, Median, SD, Minimum, Maximum Value for Each Question	8-9
4.	Table 2: Frequency Distribution in Levels	10-11

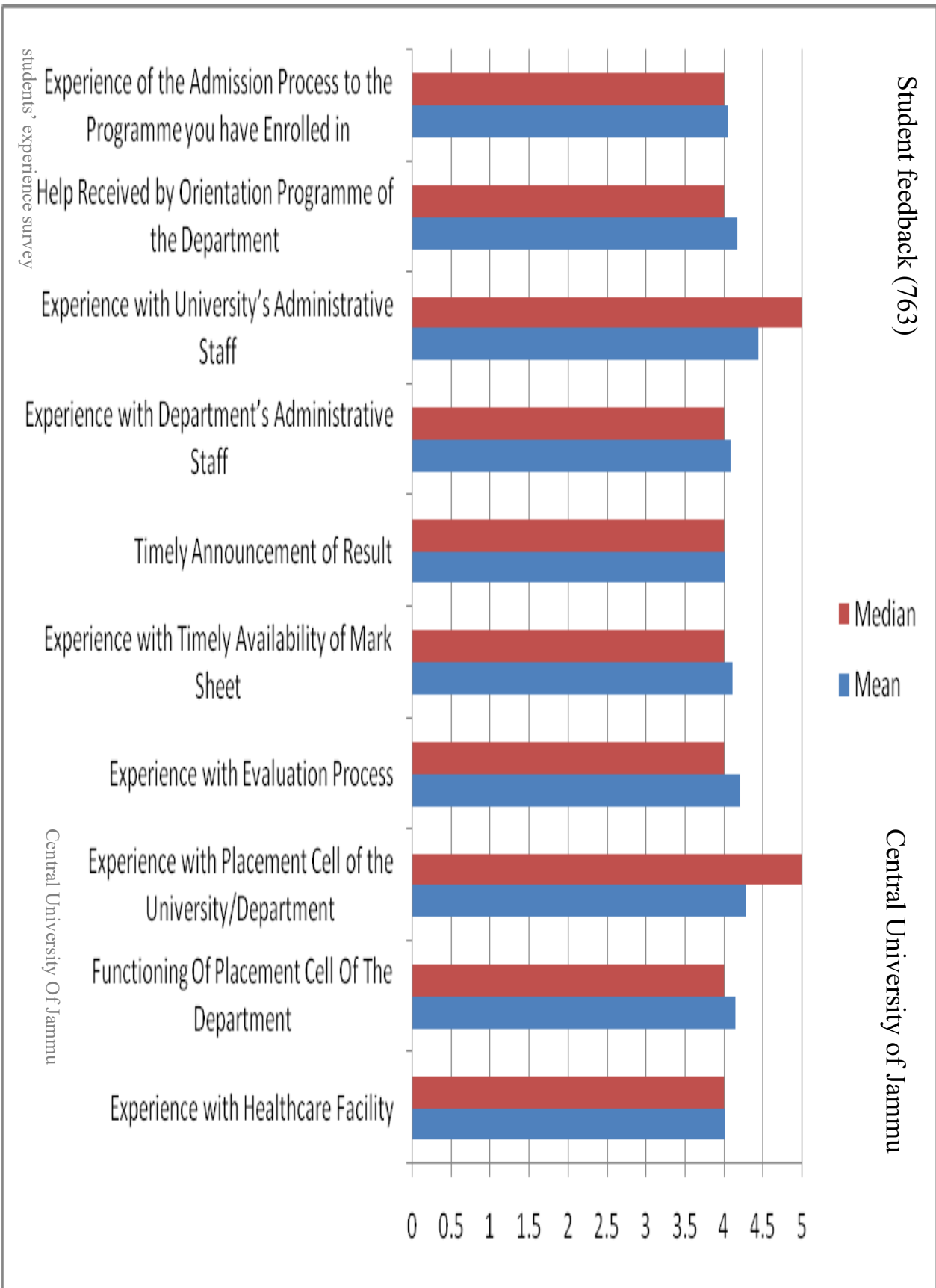
Academic Experience



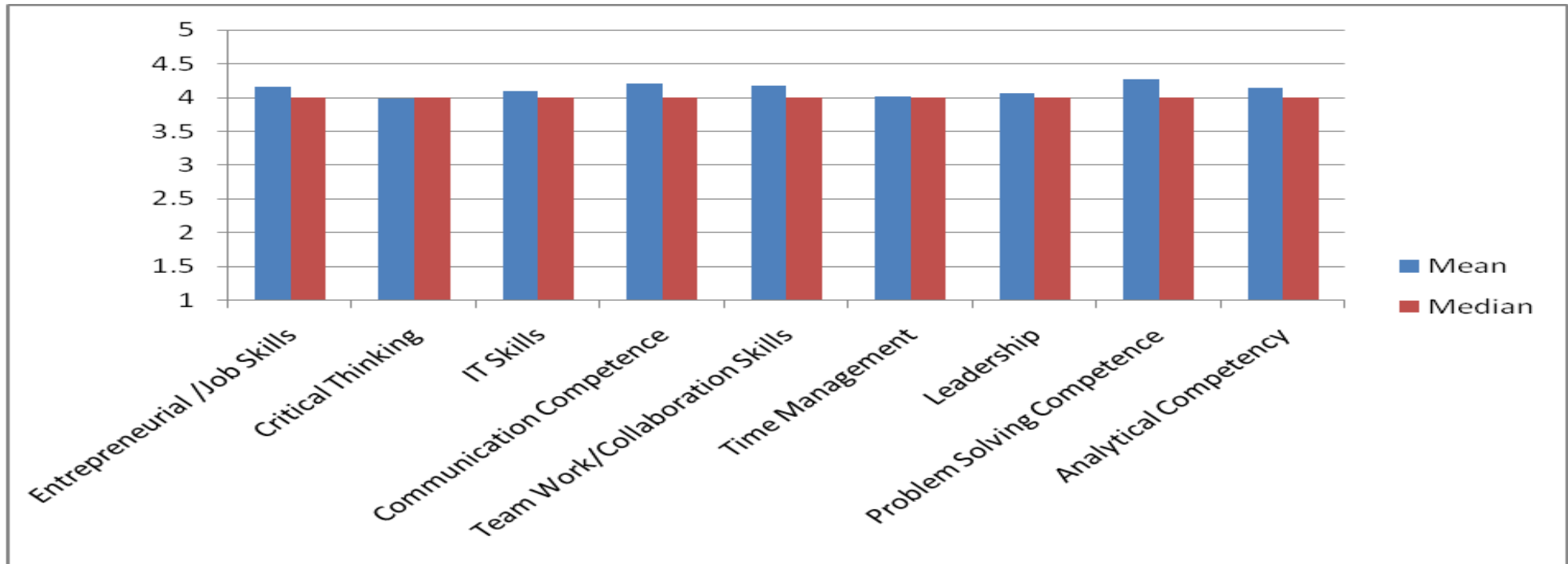
Infrastructure



Support System



Skills/Competencies Developed During Course of Study



- The average rating for all responses (across all departments/Centres) for 'Overall Academic Experience' is 4.25, i.e. much above average, between 'Good' and 'Very Good'.

Student Feedback of 763 students on “Would you recommend this University to others?”

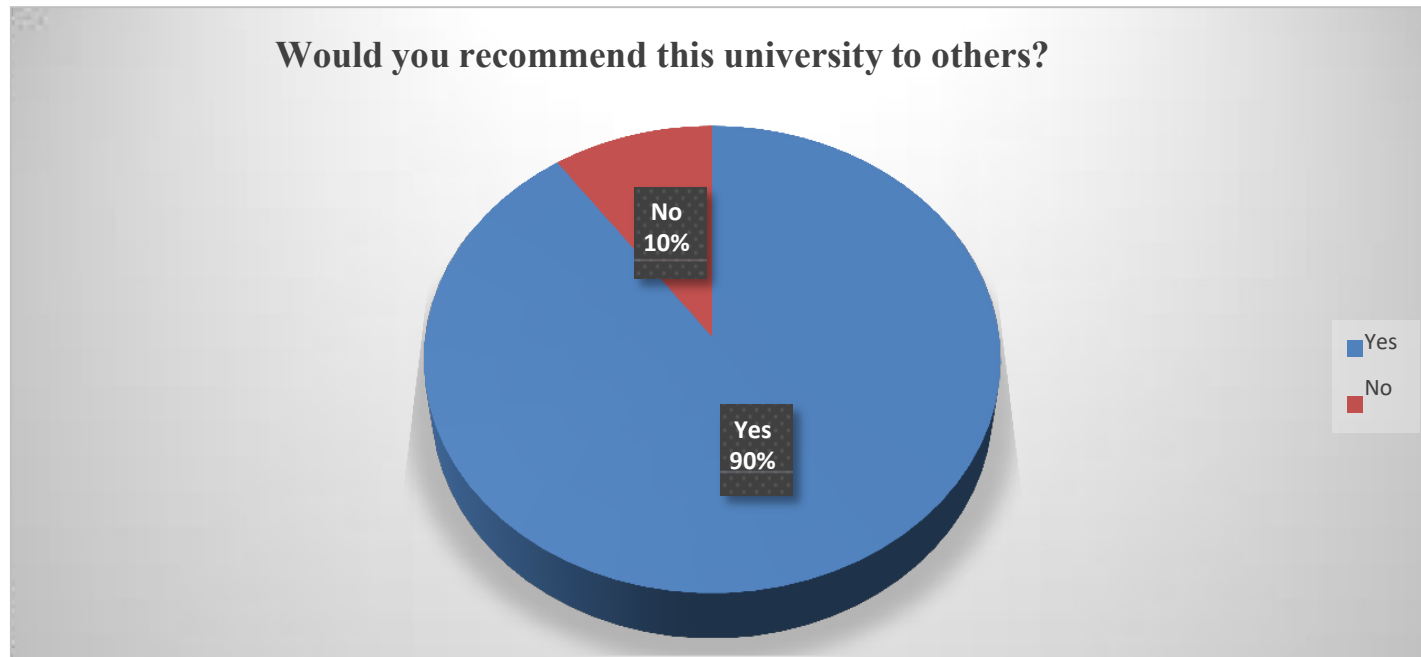


TABLE 1: Mean, Median, Standard Deviation, Minimum, Maximum Value for Each Question (N=763)

S.No	Category	Mean	Median	Std. dev	Min	Max
A	Academic Experience					
1.	Content of Syllabi of the Courses	4.33	5.00	0.982	1.00	5.00
2.	Extent of Syllabi Covered in the Class	4.29	5.00	0.966	1.00	5.00
3.	Delivery of Syllabi in the Class	4.53	5.00	0.824	1.00	5.00
4.	Use of Teaching Aids and ICT in the Class to Facilitate Teaching	4.54	5.00	0.832	1.00	5.00
5.	Overall Experience with Internal Assessment (Quiz, Assignments, Presentations etc.)	4.45	5.00	0.924	1.00	5.00
6.	Student Teacher Interaction	4.48	5.00	0.836	1.00	5.00
7.	Integration of Theory and Practical in Classes (wherever applicable)	4.45	5.00	0.901	1.00	5.00
8.	Stimulation for Innovative Thinking	4.28	4.00	0.997	1.00	5.00
9.	Overall Learning Experience	4.23	4.00	0.998	1.00	5.00
10.	Condition of Lab Equipment	4.15	4.00	0.955	1.00	5.00
11.	Availability of Online Resources	4.24	4.00	0.939	1.00	5.00
12.	Opportunities in the Department/ University for Research Activities	4.21	4.00	0.896	1.00	5.00
13.	Opportunity to Participate in Seminar/ Workshop/ Conference/ Research Projects	3.94	4.00	0.839	1.00	5.00
14.	Experience with Research Environment	4.13	4.00	0.749	1.00	5.00
15.	Participation in Co-Academic And Cultural Events	4.25	3.00	0.738	1.00	5.00
	Overall	4.30				
B.	Infrastructure					
16	Classroom Facilities (LCD/Audio/ Computer/Seating Arrangement Etc.)	4.21	4.00	1.047	1.00	5.00
17	Library Reading Room Facility	4.31	4.00	0.925	1.00	5.00
18	Library Digital Resources and Reading Material Support	4.00	4.00	1.015	1.00	5.00
19	Internet Facility	2.99	3.00	0.873	1.00	5.00
20	University Website	3.02	3.00	0.960	1.00	5.00
21	Department Micro-site	2.99	3.00	0.889	1.00	5.00
22	Sports Facility	2.91	3.00	0.983	1.00	5.00
23	Canteens	2.96	3.00	0.939	1.00	5.00

24	Drinking Water Facility	3.14	3.00	0.999	1.00	5.00
25	Washroom Facilities	2.96	3.00	0.969	1.00	5.00
26	Hostel Facility	2.92	3.00	0.933	1.00	5.00
	Overall	3.31				
C.	Support System					
27	Experience of the Admission Process to the Programme you have Enrolled in	4.05	4.00	1.032	1.00	5.00
28	Help Received by Orientation Programme of the Department	4.18	4.00	1.045	1.00	5.00
29	Experience with University's Administrative Staff	4.44	5.00	0.967	1.00	5.00
30	Experience with Department's Administrative Staff	4.09	4.00	0.772	1.00	5.00
31	Timely Announcement of Result	4.02	4.00	0.770	1.00	5.00
32	Experience with Timely Availability of Mark Sheet	4.11	4.00	0.993	1.00	5.00
33	Experience with Evaluation Process	4.21	4.00	1.003	1.00	5.00
34	Experience with Placement Cell of the University/Department	4.29	5.00	1.011	1.00	5.00
35	Functioning Of Placement Cell Of The Department	4.15	4.00	0.753	1.00	5.00
36	Experience with Healthcare Facility	4.02	4.00	0.787	1.00	5.00
	Overall	4.156				
D.	Skills/Competencies Developed During Course of Study					
37	Analytical Competency	4.14	4.00	0.944	1.00	5.00
38	Problem Solving Competence	4.27	4.00	0.926	1.00	5.00
39	Leadership	4.07	4.00	0.821	1.00	5.00
40	Time Management	4.02	4.00	0.772	1.00	5.00
41	Team Work/Collaboration Skills	4.18	4.00	0.916	1.00	5.00
42	Communication Competence	4.21	4.00	0.954	1.00	5.00
43	IT Skills	4.10	4.00	0.803	1.00	5.00
44	Critical Thinking	3.98	4.00	0.856	1.00	5.00
45	Entrepreneurial /Job Skills	4.16	4.00	0.943	1.00	5.00
	Overall	4.125				
E.	Overall University Experience					
46	Your Overall Academic Experience	4.25	3.00	0.942	1.00	5.00

Table 2: Frequency Distribution in Levels (N=763)

S.No	Category	Excellent	V.Good	Average	Below Average	Not up to the mark
A	Academic Experience					
1.	Content of Syllabi of the Courses	432	228	49	30	24
2.	Extent of Syllabi Covered in the Class	390	285	34	27	27
3.	Delivery of Syllabi in the Class	512	189	35	11	16
4.	Use of Teaching Aids and ICT in the Class to Facilitate Teaching	516	193	22	15	17
5.	Overall Experience with Internal Assessment (Quiz, Assignments, Presentations etc.)	484	205	36	11	27
6.	Student Teacher Interaction	467	249	18	7	22
7.	Integration of Theory and Practical in Classes (wherever applicable)	459	260	8	3	33
8.	Stimulation for Innovative Thinking	378	312	23	7	43
9.	Overall Learning Experience	353	331	23	16	40
10.	Condition of Lab Equipment	282	406	25	9	41
11.	Availability of Online Resources	330	375	5	19	34
12.	Opportunities in the Department/ University for Research Activities	293	418	5	15	32
13.	Opportunity to Participate in Seminar/ Workshop/ Conference/ Research Projects	116	574	21	13	39
14.	Experience with Research Environment	191	533	9	6	24
15.	Participation in Co-Academic And Cultural Events	266	460	11	10	16
B.	Infrastructure					
16	Classroom Facilities (LCD/Audio/ Computer/Seating Arrangement Etc.)	354	329	18	12	50
17	Library Reading Room Facility	366	347	2	15	33
18	Library Digital Resources and Reading Material Support	299	314	65	22	63
19	Internet Facility	44	95	494	70	60
20	University Website	75	52	537	15	84
21	Department Micro-site	63	48	530	62	60
22	Sports Facility	69	33	519	45	97
23	Canteens	56	71	501	54	81

24	Drinking Water Facility	113	40	510	39	61
25	Washroom Facilities	79	22	538	39	85
26	Hostel Facility	62	40	512	72	77
C.	Support System					
27	Experience of the Admission Process to the Programme you have Enrolled in	267	381	41	32	42
28	Help Received by Orientation Programme of the Department	354	297	42	34	36
29	Experience with University's Administrative Staff	484	215	13	19	32
30	Experience with Department's Administrative Staff	187	511	34	8	23
31	Timely Announcement of Result	147	546	35	9	26
32	Experience with Timely Availability of Mark Sheet	268	421	16	9	49
33	Experience with Evaluation Process	329	369	5	15	45
34	Experience with Placement Cell of the University/Department	423	225	58	30	27
35	Functioning Of Placement Cell Of The Department	210	505	21	5	22
36	Experience with Healthcare Facility	159	527	38	15	24
D.	Skills/Competencies Developed During Course of Study					
37	Analytical Competency	270	424	9	25	35
38	Problem Solving Competence	346	361	8	15	33
39	Leadership	186	509	32	5	31
40	Time Management	146	544	38	9	26
41	Team Work/Collaboration Skills	280	424	9	15	35
42	Communication Competence	318	377	8	28	32
43	IT Skills	198	510	21	5	29
44	Critical Thinking	150	527	40	9	37
45	Entrepreneurial /Job Skills	274	429	9	9	42
E.	Overall University Experience					
46	Your Overall Academic Experience	335	372	5	15	36

5-Excellent

4-Good

3-Satisfactory

2-Fair

1-Poor